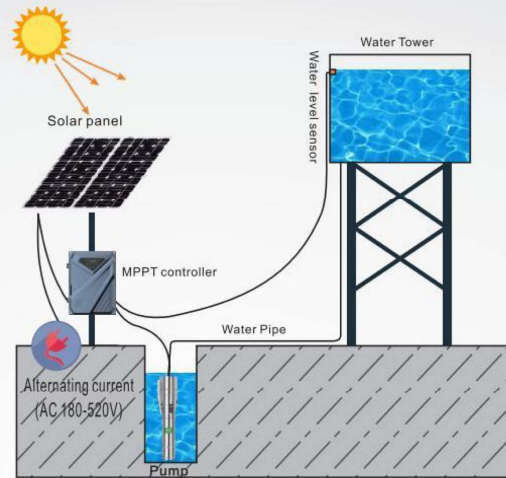
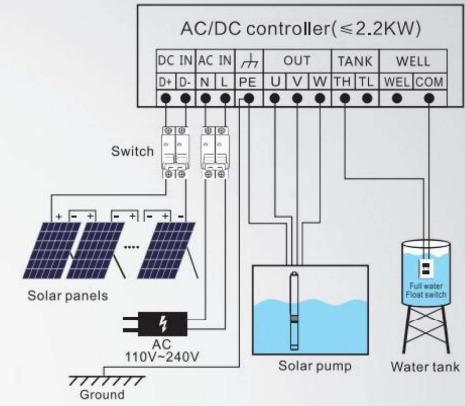


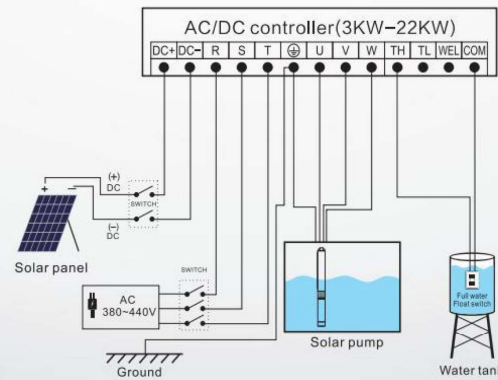
AC/DC HYBRID & WIDE VOLTAGE SUBMERSIBLE PUMP



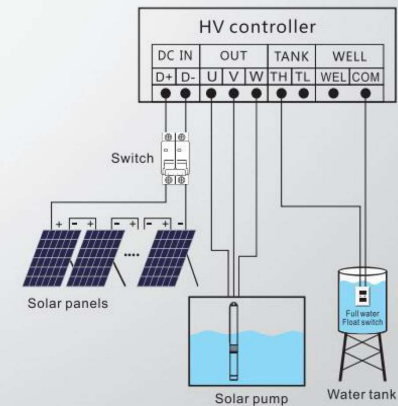
AC/DC EXTERNAL CONTROLLER TYPE



AC: 85-280V
DC: 80-430V



AC: 323-528V
DC: 200-780V



DC: 80-430V

4DSC-A/D

4" AC/DC BRUSHLESS SOLAR PUMP WITH S/S IMPELLER



Stainless steel Impeller



Stainless steel oil cylinder



NSK Bearing



AC/DC auto-switching controller (5.5KW-22KW)

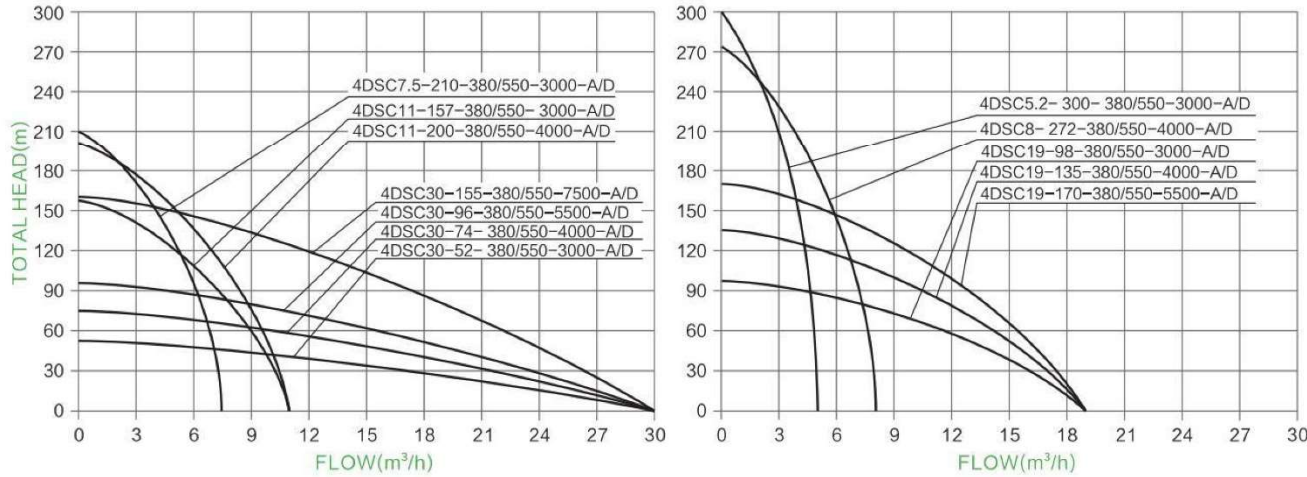


AC/DC auto-switching controller (3KW-4KW)

TECHNICAL DATA

| ITEM | Voltage | Optimum input voltage (DC) | Power | Max. Flow | Max. Head | Outlet | Cable | Solar panel | |
|------------------------------|--------------|----------------------------|-------|-----------|-----------|--------|-------|---------------------------|-----------------|
| | | | | | | | | Open circuit voltage(VOC) | Power |
| 4DSC5.2-300-380/550-3000-A/D | AC380/DC550V | 520V-650V | 3000W | 5.2m³/h | 300m | 1.25" | 2m | <780V | ≥1.3*PUMP POWER |
| 4DSC7.5-210-380/550-3000-A/D | AC380/DC550V | 520V-650V | 3000W | 7.5m³/h | 210m | 1.25" | 2m | <780V | ≥1.3*PUMP POWER |
| 4DSC8-272-380/550-4000-A/D | AC380/DC550V | 520V-650V | 4000W | 8m³/h | 272m | 1.25" | 2m | <780V | ≥1.3*PUMP POWER |
| 4DSC11-157-380/550-3000-A/D | AC380/DC550V | 520V-650V | 3000W | 11m³/h | 157m | 2" | 2m | <780V | ≥1.3*PUMP POWER |
| 4DSC11-200-380/550-4000-A/D | AC380/DC550V | 520V-650V | 4000W | 11m³/h | 200m | 2" | 2m | <780V | ≥1.3*PUMP POWER |
| 4DSC19-98-380/550-3000-A/D | AC380/DC550V | 520V-650V | 3000W | 19m³/h | 98m | 2" | 2m | <780V | ≥1.3*PUMP POWER |
| 4DSC19-135-380/550-4000-A/D | AC380/DC550V | 520V-650V | 4000W | 19m³/h | 135m | 2" | 2m | <780V | ≥1.3*PUMP POWER |
| 4DSC19-170-380/550-5500-A/D | AC380/DC550V | 520V-650V | 5500W | 19m³/h | 170m | 2" | 2m | <780V | ≥1.3*PUMP POWER |
| 4DSC30-52-380/550-3000-A/D | AC380/DC550V | 520V-650V | 3000W | 30m³/h | 52m | 2" | 2m | <780V | ≥1.3*PUMP POWER |
| 4DSC30-74-380/550-4000-A/D | AC380/DC550V | 520V-650V | 4000W | 30m³/h | 74m | 2" | 2m | <780V | ≥1.3*PUMP POWER |
| 4DSC30-96-380/550-5500-A/D | AC380/DC550V | 520V-650V | 5500W | 30m³/h | 96m | 2" | 2m | <780V | ≥1.3*PUMP POWER |
| 4DSC30-155-380/550-7500-A/D | AC380/DC550V | 520V-650V | 7500W | 30m³/h | 155m | 2" | 2m | <780V | ≥1.3*PUMP POWER |

HYDRAULIC PERFORMANCE CURVES



FREE SPARE PARTS

