

# Pure Sine Wave DC to AC Power Inverter - P Series

**Inverter Expert**

## P1000-1000W with USB

**Features:**

Input & output fully isolated.

With USB output port

**High Surge:** High surge current capability starts difficult loads such as TVs,   
amps, motors and other inductive loads.

**Soft start:** Smooth start-up of the appliances.

**Pure Sine Wave Output Waveform:** Clean power for sensitive loads.

**AC output** identical to, and in some cases

better than the power supplied by your utility.

**Cooling Fan:** Control by load or temperature (optional)

**Low Total Harmonic Distortion:** below 3%



**AC Output Receptacles(optional)**

A USA	B AUSTRALIA	C UNIVERSAL	D Europe+USA+Japan	E U.K	F FRANCE	G GERMANY	H BRAZIL	I ISRAEL	GFCI USA-GFCI



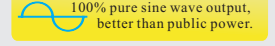

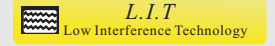
**RoHS**



**2 YEAR LIMITED WARRANTY**

### ■ SPECIFICATION:

MODEL		P1000-121	P1000-241	P1000-481	P1000-122	P1000-242	P1000-482
OUTPUT	AC VOLTAGE	100/110/120VAC			220/230/240VAC		
	RATED POWER	1000W					
	SURGE POWER	2000W(for few seconds)					
	USB	5V, 2.1A					
	WAVEFORM	Pure Sine Wave(THD<3%)					
	FREQUENCY	50/60Hz ±3Hz					
	AC REGULATION	±5%					
	STANDARD RECEPTACLES	A, B, C, D, E, F, G, H, I, GFCI(optional as above)					
LED INDICATOR		Green for power on, red for failure / protection status indication					
INPUT	NO LOAD CURRENT DRAW	≤0.8A					
	DC VOLTAGE	12V	24V	48V	12V	24V	48V
	VOLTAGE RANGE	10.5~15.0VDC	21.0-30.0V DC	42~60V DC	10.5~15.0VDC	21.0-30.0V DC	42~60V DC
	EFFICIENCY (Typ.)	>87.0%	>90.0%	>90.0%	>90.0%	>90.0%	>90.0%
	FUSE	30A*4	15A*4	7.5A*4	30A*4	15A*4	7.5A*4
	DC CABLE	BVR4*2	BVR4*2	BVR4*2	BVR4*2	BVR4*2	BVR4*2
PROTECTION	BAT.LOW ALARM	11±0.5V DC	22±1V DC	44±2V DC	11±0.5VDC	22±1V DC	44±2V DC
	BAT.LOW SHUTDOWN	10.5±0.5V DC	21.0±1V DC	42±2V DC	10.5±0.5VDC	21.0±1V DC	42±2V DC
	OVERLOAD	Shutdown					
	OVER VOLTAGE	14.8±0.5V DC	29.6±1V DC	58.4±2V DC	14.8±0.5VDC	29.6±1V DC	58.4±2V DC
	OVER TEMPRETURE	Shut-off output voltage, recover automatically after temperature goes down					
	SHORT CIRCUIT	Shut-off output voltage, repower on to recover					
	BAT.REVERSE POLARITY	By fuse open					
	SOFT START	Yes 5~10s					
EARTH LEAKAGE	Yes						
ENVIRONMENT	RESET VOLTAGE AFTER LVS	11.8~12.8V DC	23.6~25.6V DC	47.2~51.2V DC	11.8~12.8V DC	23.6~25.6V DC	47.2~51.2V DC
	WORKING TEMP.	0-40°C					
	WORKING HUMIDITY	20%-90% RH non-condensing					
SAFETY & EMC	STORAGE TEMP.& HUMIDITY	-30°C~70°C 22°F-185°F、10-95%					
	EMC	Compliance to EMC Directive 2014/30/EU					
	LVD	Compliance to LVD Directive 2014/35/EU					
	ROHS	Compliance to EU 2015/863 2011/65/EU					
	EMARK	Compliance to ECE R10.05:2014					
OTHERS	IEC	Compliance to IEC62368					
	DIMENSION	293*150*97.5mm					
	PACKING	2.9Kg, 4pcs/14.4Kgs/Ctn(38.5*35*34cm)					
	COOLING FAN	Control by load/temperature(optional)					
APPLICATION		Home and office appliances, Power tools and portable equipments, Vehicle and solar power systems .....etc.					



### INSTALLATION

